


## TI-83 Plus/TI-83 Plus Silver Edition TI-84 Plus/TI-84 Plus Silver Edition



### Conditions of use in examinations

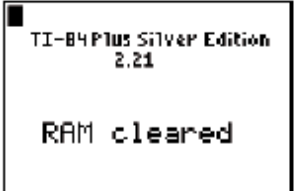
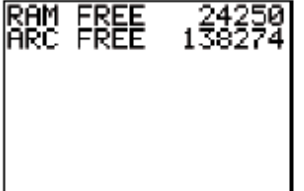

1. The RAM memory must be reset or initialized on all calculators. (See **Table 1** for instructions on how to achieve this.)
2. The ROM memory must be reset, initialized or modified so that only approved flash Apps remain in the calculator memory. (See **Table 2** for instructions on how to achieve this; see **Table 3** for a full list of approved flash Apps.)

### How to reset the RAM memory of the TI-83/84 family of models

Table 1


| Press  | Result   |
|--|--|
| <b>2nd</b> then <b>+</b> to access memory functions. |  |


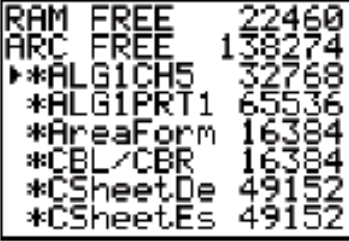
|   |  |
|---|--|
| <p><b>7</b> to access reset function.</p> |  |
| <p><b>1</b> to reset all RAM memory.</p>  |  |

|  |  |
|--|--|
| <p><b>2</b> to confirm RAM reset.</p>  |  |
| <p><b>2nd + 2 7</b> will display full RAM and no files.<br/> RAM FREE 24250 TI-84+SE<br/> RAM FREE 24289 TI-83+SE<br/> RAM FREE 24303 TI-83+</p> |  |
| <p><b>PRGM</b> will display the screen with no programs listed.</p>  |  |

## How to remove flash Apps from the ROM memory of the TI-83 Plus/TI-83 Plus Silver Edition/TI-84 Plus/TI-84 Plus Silver Edition

Table 2

| Press  | Result  |
|--|---|
| <b>2nd</b> then <b>+</b> to access memory functions. |  <pre> MEM MGMT 1:About 2:Mem Mgmt/Del... 3:Clear Entries 4:ClrAllLists 5:Archive 6:UnArchive 7:Reset... </pre> |

|  |   |
|--|---|
| <b>2</b> to access memory management functions.  |  <pre> RAM FREE 22460 ARC FREE 138274 1:All... 2:Real... 3:Complex... 4:List... 5:Matrix... 6:Y-Vars... </pre>                              |
| <b>ALPHA</b> then <b>MATH</b> to view Apps in calculator memory. (The Apps displayed on this screen may be different to those found on your calculator.) |  <pre> RAM FREE 22460 ARC FREE 138274 ▶*ALG1CH5 32768 *ALG1PRT1 65536 *AreaForm 16384 *CBL/CBR 16384 *CSheetDe 49152 *CSheetEs 49152 </pre> |

|   |   |
|---|---|
| <p>◀ and ▶ to scroll up and down to select the Apps to be removed. Arrow indicates selection; on this screen, the Apps CabriJr has been selected.</p> | <pre>RAM FREE 22460 ARC FREE 220194 *CSheetDe 49152 *CSheetEs 49152 *CSheetFr 49152 ▶*CabriJr 65536 *Ce1Sheet 49152 *Conics 32768</pre> |
| <p><b>DEL</b> to delete the Apps selected. A confirmation screen will appear.</p>   | <pre>Are You Sure? 1: No 2: Yes</pre>   |

|   |   |
|---|---|
| <p><b>2</b> to confirm delete. Updated display of Apps in memory will appear after a short pause. The Apps deleted will no longer appear. Repeat until only approved Apps remain.</p> | <pre>RAM FREE 22460 ARC FREE 285730 *CSheetDe 49152 *CSheetEs 49152 *CSheetFr 49152 ▶*Ce1Sheet 49152 *Conics 32768 *Cl9Help 32768</pre> |
| <p><b>APPS</b> to check Apps available on calculator.</p>   | <pre>APPLICATIONS 1: Finance... 2: CBL/CBR 3: CSheetDe 4: CSheetEs 5: CSheetFr 6: Ce1Sheet 7: Conics</pre>                              |
| <p>(Note that Finance will not appear in the memory screens, but will only appear when <b>APPS</b> is pressed.)</p>   |   |

| List of approved flash Apps |  |
|-----------------------------|--|
| Table 3                     |  |
| Screen name                 | Full program/Apps name and version   |
| CBL/CBR                     | CBL™ v1.0, Texas Instruments   |
| Chinese                     | Chinese Help v1.01,<br>© Inventec, 1999  |
| CtlgHelp                    | Catalog Help v1.0,<br>© Texas Instruments, 2000  |
| Dansk                       | Dansk Localizer v1.02,<br>© Texas Instruments, 1999  |
| Deutsch                     | Deutsch Localizer v1.02,<br>© Texas Instruments, 1999  |
| Español                     | Español Localizer v1.02,<br>© Texas Instruments, 1999  |
| Finance                     | Finance—part of TI<br>operating system   |
| Français                    | Français Localizer v1.02,<br>© Texas Instruments, 1999   |
| Italiano                    | Italiano Localizer v1.02,<br>© Texas Instruments, 1999   |
| Magyar                      | Magyar Localizer v1.02,<br>© Texas Instruments, 1999   |
| Nederlan                    | Nederlan Localizer v1.02,<br>© Texas Instruments, 1999   |
| Norsk                       | Norsk Localizer v1.02,<br>© Texas Instruments, 1999  |
| Polski                      | Polski Localizer v1.02,<br>© Texas Instruments, 1999   |
| PolySmlt                    | Polynomial Root Finder<br>and Simultaneous Equation<br>Solver v1.0,<br>© Texas Instruments, 2001 |
| PolySmlt 2                  | Polynomial Root Finder<br>and Simultaneous Equation<br>Solver v2.0,<br>© Texas Instruments, 2006 |
| Portug                      | Portug Localizer v1.02,<br>© Texas Instruments, 1999   |
| Suomi                       | Suomi Localizer v1.02,<br>© Texas Instruments, 1999  |
| Svenska                     | Svenska Localizer v1.02,<br>© Texas Instruments, 1999  |

## DO NOT FORGET!









- Put your calculator back into ***Degree Mode***.
- Turn your ***Diagnostics on***. (2<sup>nd</sup> 0 (zero) to access your ***Catalog***. Scroll down until you see “***Diagnostics on***” push ***Enter*** twice. Your calculator should say “***Done***”)

## Useful areas on Moodle for Reviewing for the IB Exam

### Topic 21

---




#### Review Sheets for Specific Topics

-  Topic 2 - Number and algebra (number sets, sig figs, percent error, etc.)
-  Topic 3 - Sets and Venn Diagrams Review Sheet
-  Topic 3 - Logic Review Sheet
-  Topic 6 - Descriptive Statistics Review Questions
-  Topic 6 - Statistics (Chi-squared review)
-  Topic 7 - Introductory differential calculus (differentiation review sheet)
-  First Derivative Example
-  **Critical Vocab Powerpoint**

### Topic 22

---

#### IB Exam Review Resources

-  IB Math Studies Topics for Review
-  All topics by number--aligned to formula sheet
-  Resettign Calculators

## Topic 23

---

### [Past IB Exams and Markschemes](#)

-  Paper 1 May 2012 (Timezone 1)
  -  Paper 1 May 2012 (Timezone 1) MARKSCHEME
-  Paper 2 May 2012 (Timezone 1)
  -  Paper 2 May 2012 (Timezone 1) MARKSCHEME
-  Paper 1 May 2012 (Timezone 2)
  -  Paper 1 May 2012 (Timezone 2) MARKSCHEME
-  Paper 2 May 2012 (Timezone 2)
  -  Paper 2 May 2012 (Timezone 2) MARKSCHEME
-  Paper 1 May 2011 (Timezone 1)
  -  Paper 1 May 2011 (Timezone 1) MARKSCHEME
-  Paper 2 May 2011 (Timezone 1)
  -  Paper 2 May 2011 (Timezone 1) MARKSCHEME
-  Paper 1 May 2011 (Timezone 2)
  -  Paper 1 May 2011 (Timezone 2) MARKSCHEME
-  Paper 2 May 2011 (Timezone 2)
  -  Paper 2 May 2011 (Timezone 2) MARKSCHEME

## Finally

- Go over quizzes, tests, and Application Problems from this class (almost all of the problems were from old IB exams).